



International Conference on Inter Disciplinary Research in Engineering and Technology  
[ICIDRET]

ISBN	978-81-929742-5-5
Website	www.icidret.in
Received	14 - February - 2015
Article ID	ICIDRET028

Vol	I
eMail	icidret@asdf.res.in
Accepted	25 - March - 2015
eAID	ICIDRET.2015.028

## Enhancement Of Energy Efficient Data Gathering Scheme In Wsn Based On Correlation Techniques

A Muthu Krishnan<sup>1</sup>, P Ganesh Kumar<sup>2</sup>

<sup>1</sup>Faculty of ECE, Anna University Regional Office, Madurai, India.

<sup>2</sup>Professor /IT, KLN College of Engineering, Madurai.

**Abstract-** Data gathering in WSN is should be efficient and adaptable. Adaptability and less efficiency are the major problems associated with existing CS(Compressed Sensing) based data gathering schemes. And also there is no possibility to replace empty columns by data's at the receiver end. The proposed EEDG (Energy Efficient Data Gathering) scheme required only partial readings that are compressed readings at the transmitter side. With the help of matrix technique (Low rank and short term stability) all data's are recovered at the receiver end. Due to fewer data transmission less energy is needed for this data gathering scheme. In this proposed matrix based data gathering scheme achieves low power consumption and increase the life span of the sensor networks.

**Keywords:** CDG, EDCA, CS, Centralized Exact, CAG

### I INTRODUCTION

Wireless sensing element networks (WSNs) area unit expected to be utilized in several applications like fire detection and surroundings observation. Data gathering is one of the classical issues to be tackled in WSNs. Typically, a data gathering sensing element network consists of a sink and plenty of sensing element nodes. The sink is a entryway to attach the sensing element network and therefore the net. Over the net, users will question the network by causation associate inquiry packet to the sink. Once receiving a user question, the sink forwards it to the sensing element nodes. After the responses from the sensing element nodes, the sink sends the corresponding results back to the user. Potency and adaptableness are two important problems in data gathering.

With the normal knowledge gathering approach [1], the sink receives one knowledge packet from every sensing element node within the typical state of affairs mentioned antecedently, resulting increases data traffic. This decision approach is called Centralized Exact in that paper. Because the sensing element nodes area unit typically battery powered, the intensity of data traffic encompasses a serious impact on the life of WSNs. If the quantity of the ensuing traffic may be reduced, the life of the full network is considerably prolonged. Recently, Compressive Data Gathering (CDG), a progressive knowledge gathering algorithmic rule supported compressive sensing (CS), has been projected to increase the lifespan of WSNs during this manner [4]. Utilizing the meagerness of sensing element readings, CDG only desires fewer knowledge packets than Centralized exact at a high level of accuracy. Energy Efficient Data Gathering (EEDG) makes use of each the low-rank and short term stability options to cut back the quantity of traffic and improve the amount of recovery accuracy using matrix completion. Compared with CDG, EEDG has more elastic since it's freelance of specific device networks.

### II RELATED WORKS

In data gathering sensor networks, network information suppression and compression are the main ways to scale back the number of data traffic, ultimately resulting in low power consumption and long time period. The abstraction and temporal correlation of sensor

This paper is prepared exclusively for International Conference on Inter Disciplinary Research in Engineering and Technology [ICIDRET] which is published by ASDF International, Registered in London, United Kingdom. Permission to make digital or hard copies of part or all of this work for personal or classroom use is granted without fee provided that copies are not made or distributed for profit or commercial advantage, and that copies bear this notice and the full citation on the first page. Copyrights for third-party components of this work must be honoured. For all other uses, contact the owner/author(s). Copyright Holder can be reached at copy@asdf.international for distribution.

2015 © Reserved by ASDF.international

**Cite this article as:** A Muthu Krishnan, P Ganesh Kumar. "Enhancement Of Energy Efficient Data Gathering Scheme In Wsn Based On Correlation Techniques." *International Conference on Inter Disciplinary Research in Engineering and Technology* (2015): 175-180. Print.

reading are the inspiration of the present data suppression and compression techniques.

Ancient supply secret writing was associated with degree network data compression methodology that took advantage of the abstraction correlation on the secret writing aspect [5] - [7]. To attain the most effective compression performance, it always needs the coordination of sensor nodes. Clustered Aggregation (CAG) methodology that divided a detector network into clusters in line with detector readings [5]. With the clusters, just one reading per cluster was forwarded to the sink and also the overall error remains but a predefined threshold. However, ancient supply secret writing has many limitations. However, the joint improvement of compression and routing has been tested to be NP-hard [7].

Distributed source coding (DSC) used to scale back the complexness at the sensor nodes and built use of the special correlation at the sink [8]. The Slepian-Wolf theorem in [9] indicated that once readings are encoded singly, the ensuing compression was as economical because in ancient compression once the readings were encoded conjointly, as long because the singly encoded messages were decoded conjointly. Despite the numerous improvements, DSC still has some serious issues. Initially, DSC algorithms typically cause complexity in time and area. Secondly, DSC worked well once the correlation among neighboring sensors didn't amendment over time. Compressive Sensing (CS) used for locating thin solutions to underdetermined linear systems [10]. Over the past years, a range of CS-based strategies were devised to solve the info gathering drawback in WSNs [11].

### III METHODOLOGY

#### A. System Description

In WSN several users wish to inquire the information of the full network. When receiving the inquiry request of a user, the sink node can forward this request to the full network, and therefore the network can reply to the user through the sink node. during this work, we have a tendency to suppose that WSN has established a routing protocol, as an example, the foremost often used tree based mostly protocol. Packet loss happens once data packets travel across the sensing element network to the sink node. While not loss of generality, we have a tendency to assume all the measurements non heritable by sensing element nodes are positive real numbers.

#### B.EEDG Methodology

In our analysis, we have a tendency to think about a device network consisting of N nodes. Every node is allotted associate degree whole number ID, n, which is within the vary of one to N. we have a tendency to assume that each and every readings generated by device nodes are positive real numbers. We have a tendency to additionally assume that point is split into equal-sized time slots. With the Centralized actual rule, throughout whenever slot, each device node probes the environment and forwards the reading to the sink through a multi-hop path. As a result, N readings will be collected at the sink for every time interval. For T time slots, N × T readings will be gathered. These readings will be organized into associate degree N × T matrix X ( $X \in R^{N \times T}$ ).

In EEDG every sensing element node solely forwards its readings to the sink consistent with a predetermined chance (i.e., a preset sampling ratio). As a result, only a fraction of the readings from every node area unit transmitted to the sink, resulting in a range of various edges like reduced traffic and prolonged life. Of course, this conjointly leaves some entries in X empty. In our analysis, once associate degree entry in X is missing, we have a tendency to use zero as a placeholder to switch the entry. Additionally, we have a tendency to use B to denote this changed matrix. Note that B is that the matrix accessible at the sink once EEDG is employed to gather the readings. Moreover, we have a tendency to outline a special N × T matrix,

$$Q(n,t) = \begin{cases} 0, & \text{if } X(n,t) \text{ is unavailable} \\ 1, & \text{Otherwise} \end{cases} \quad (1)$$

Here is the sequence number of the time slot

$$B = X \cdot * Q \quad (2)$$

Here \* represents a scalar product (or dot product).

$$B(n,t) = X(n,t)Q(n,t). \quad (3)$$

Using the matrix completion technique impressed by compressive sensing, STCDG makes an attempt to recover the missing entries expeditiously.

Namely, EEDG tries to use the unfinished data matrix B to get associate approximation matrix, X, each entry of that is sufficiently near the corresponding entry in X quantitatively.

#### C. Low Rank And Short Term Stability

If the matrix possess low rank, then we use SVD (Singular Value Decomposition) for the given matrix. The SVD function is given by

$$S = US'V^T \quad (4)$$

Here U,V are the unitary matrix and S is the N×T diagonal matrix and whose diagonal elements are in the Decreasing order ( $D_1, D_2 \dots \dots D_n$ ) . where  $D_1, D_2 \dots \dots D_n$  are singular values.

For check X that has a good low rank matrix, we apply nuclear norm function as,

$$g(d) = \frac{\sum_{i=1}^d D_i}{\|X\|_*} \quad (5)$$

Arranged accordingly to the rank gives,

$$g(d) = \frac{\sum_{i=1}^d D_i}{\sum_{r=1}^r D_i} \quad (6)$$

Where  $\|X\|_*$  is the nuclear norm.

We found top singular values through nuclear norm. Short term stability of X denotes the gap between each pair of the adjacent readings for every sensor. The gap is denoted as

$$\text{gap}(n, t) = (X(n, t) - X(n, t - 1)) \quad (7)$$

where  $1 \leq n \leq N$  and  $2 \leq t \leq T$ .

Each adjacent pair is equal to:

$$\begin{aligned} \text{dif}(n, t) &= ((X(n, t + 1 - X(n, t)) - (X(n, t) - (X(n, t - 1))) \\ &= X(n, t + 1) + X(n, t - 1) - 2.X(n, t) \end{aligned}$$

Where  $1 \leq n \leq N$  and  $2 \leq t \leq T - 1$

The normalized difference for each entry in X is given b

$$h(n, t) = \frac{|\text{dif}(n, t)|}{\text{mean gap}} \quad (8)$$

**i) Low Rank**

In low rank matrix that uses, subset of entries we recover the datum. The recovery problem is given bellow,

$$\text{minimize rank}(X) \quad \text{subject to } A(X) \quad (9)$$

Rank(X) denotes rank of matrix A. C is the transformed matrix. This rank minimization is not practical because of NP-hard. The time complexity is double the exponential function of matrix dimension. So we change the above problem Equation (10) into a nuclear norm minimization problem as,

$$\begin{aligned} &\text{minimize } \|X\|_* \\ &\text{subject to } X.*M = C \quad (10) \end{aligned}$$

The matrix X whose rank r satisfy  $X = LR^T$ , where  $L = N \times r$  and  $R = T \times r$  matrix. We have more than one pair of L and R. So it meet the following condition

$$\begin{aligned} &\text{minimize } \|L\|_F^2 + \|R\|_F^2 \\ &\text{subject to } (LR^T).*M = C \quad (11) \end{aligned}$$

But it may not holds good. That's why we introduce one regularization parameter Z that can be tuned between the collected data and achieved low rank

$$\text{minimize } \|(LR^T).*Q - C\|_F^2 + z(\|L\|_F^2 + \|R\|_F^2) \quad (12)$$

**ii) Short term stability**

The gathered data's are formed in N×T manner that possess short term stability. To minimize further recovery errors, consider another condition for short term stability.

$$\|(LR^T)K^T\|_F^2 \quad (13)$$

At last we get the short term stability condition as bellow,

$$\text{minimize } \|(LR^T) * Q - C\|_F^2 + z(\|L\|_F^2 + \|R\|_F^2) + \eta(\|(LR^T)K^T\|_F^2) \quad (14)$$

Here  $\eta$  is the turning parameter and K is the topelitz matrix. The structure of the topelitz matrix is given where the diagonal elements are gives as ones. The upper diagonal elements are '-2' and lower diagonal elements are '1'.

$$K = \begin{bmatrix} 1 & -2 & 1 \\ 0 & 1 & -2 \\ 0 & 0 & 1 \end{bmatrix} \quad (15)$$

Timing parameter Z and  $\eta$  is used as a tradeoff among the optimization of targets. We make weight of "1" to the first term in equation (10) and set  $Z=\eta=0.1$ . Using least square method, the final solution can be obtained. First we set L and R initial values in a random manner. After which we fix an L and R value and make another one optimization value. If we do the above step then the problem is converted into standard linear least square problem. At last we swap the roles of L and R.

### iii) Empty columns

The sensor node sends the data according to preset probability. If the sampling rate is low, empty columns will be presented, due to which entire column in the matrix C will become empty. Assume C has K empty columns, then C has T-K non empty columns. When k=0 the matrix generated is  $N \times (T-K)$  that is denoted as c'. The recovered data matrix is known as X'.

When N rows and (T-K) columns. After that we generate  $N \times T$  matrix(X'') that has K empty columns and T-K non empty columns. At last we use short term stability feature for filling empty columns in X''. This problem has solved by semi definite programming (SDP).

$$\text{minimize } \|X - X''\|_F^2 + \|XS^T\|_F^2 \quad (16)$$

Finally we form recovered matrix "X". the data's in "X" should replace by corresponding entries in C to reduce the recovery error. This is done by using following approximation matrix Y

$$Y = X'' - X''' * M + C \quad (17)$$

## VSIMULATION RESULTS

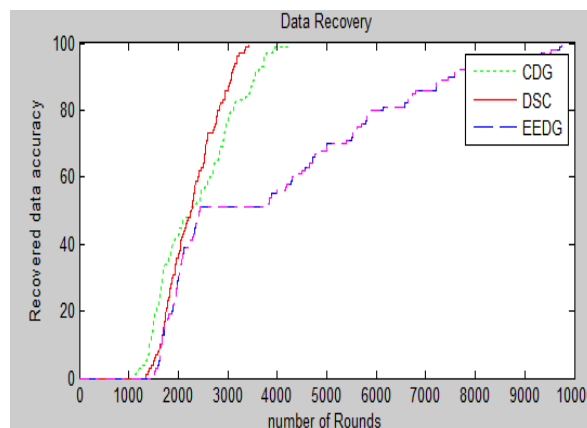


Fig1 Recovered Data Scheme

Figure 1 show the data recovered at sensor node. This data is compressed 1:15 ratio. So that 15% of data only transmitted. This reduces the energy consumption of the node and improves the networks lifetime. The removed data during the compression process has been recovered at receiver end using matrix technique.

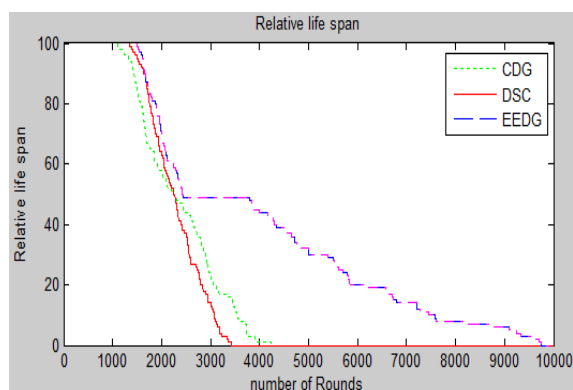


Fig 2 Relative Life Span

In Figure 2 shows the life span of various data gathering schemes. In EEDG required only partial readings to be transferred. The rest of the time sensor networks are in ideal state. So the life span of the network is high compared with other data gathering schemes.

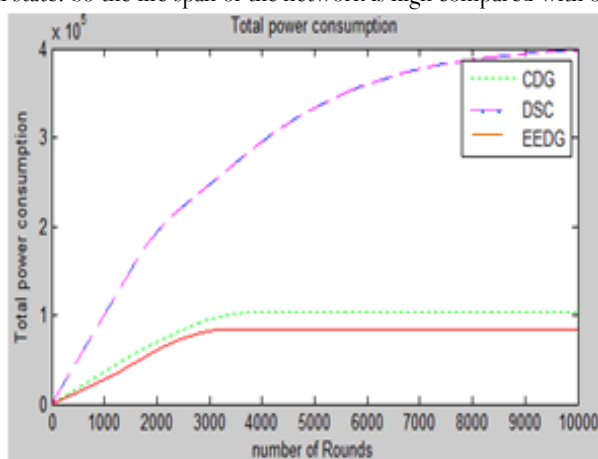


Fig 3 Total Power Consumption

Fig 3 shows that the energy efficiency of EEDG method has been compared with other data gathering schemes such as CDG and EDCA over 10000 rounds of data collection and found to be comparatively efficient. This method consumes lesser energy throughout the time period. The energy reduction is because of less number of transmission.

## VI CONCLUSION

The Energy Efficient Data gathering for WSN conserves more than 50% of energy. These schemes achieved the longer lifespan and accuracy. Due to its generality the Energy Efficient Data Reconstruction based on matrix for WSN work can be applied for variety of data gathering applications without many overheads. Here only less transmission are taken into account for transmitter side so minimum energy was needed for this data gathering scheme. The life span also prolonged in this data gathering scheme. The EEDG achieved low energy consumption and increased the lifespan of the sensor network.

## REFERENCES

- [1] C. Luo, F. Wu, J. Sun, and C. W. Chen, "Compressive data gathering for large-scale wireless sensor networks," in *Proc. 2009 IEEE/ACMMOBICOM*, pp. 145–156.
- [2] J. Cheng, H. Jiang, X. Ma, L. Liu, L. Qian, C. Tian, and W. Liu, "Efficient data collection with sampling in WSNs: making use of matrix completion techniques," in *Proc. 2010 IEEE GLOBECOM*, pp. 1–5.
- [3] A Muthu Krishnan, Dr.P.Ganesh Kumar, "Hybrid data gathering scheme for energy efficient wireless sensornetworjks", in *Int.J.Computer Technology & Applications*, 2011, Vol 4 (1), 51-57.

- [4] D. Donoho, "Compressed sensing," *IEEE Trans. Inf. Theory*, vol. 52, no. 4, pp. 1289–1306, Apr. 2006.
- [5] J. Haupt, W. Bajwa, M. Rabbat, and R. Nowak, "Compressed sensing for networked data," *IEEE Signal Process. Mag.*, vol. 25, no. 2, pp. 92–101, Mar. 2008.
- [6] R. Keshavan, A. Montanari, and S. Oh, "Low-rank matrix completion with noisy observations: a quantitative comparison," in *Proc. 2009 Allerton Conf. Commun., Control, Comput.*, pp. 1216–1222.
- [7] S. Lee, S. Patterm, M. Sathiamoorthy, B. Krishnamachari, and A. Ortega, "Compressed sensing and routing in multi-hop networks," *USCCENG Technical Report*, 2009.
- [8] X. Wu and M. Liu, "In-situ soil moisture sensing: measurement scheduling and estimation using compressive sensing," in *Proc. 2012 ACMIPSN*, pp. 1–12.
- [9] H. Zheng, S. Xiao, X. Wang, and X. Tian, "Energy and latency analysis for in-network computation with compressive sensing in wireless sensor networks," in *Proc. 2012 IEEE INFOCOM*, pp. 2811–2815.
- [10] C. Luo, F. Wu, J. Sun, and C. W. Chen, "Efficient measurement generation and pervasive sparsity for compressive data gathering," *IEEE Trans. Wireless Commun.*, vol. 9, no. 12, pp. 3728–3738, Dec. 2010.
- [11] E. Candes and B. Recht, "Exact matrix completion via convex optimization," *Foundations of Computational Mathematics*, vol. 9, no. 6, pp. 717–772, June 2009.